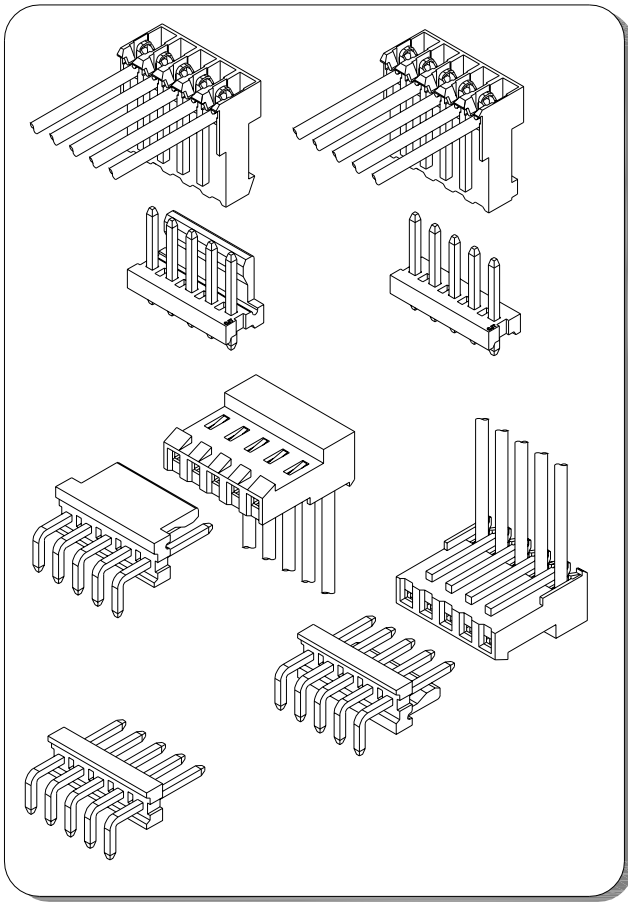


D3961 SERIES

3.96mm pitch IDC wire to board connector



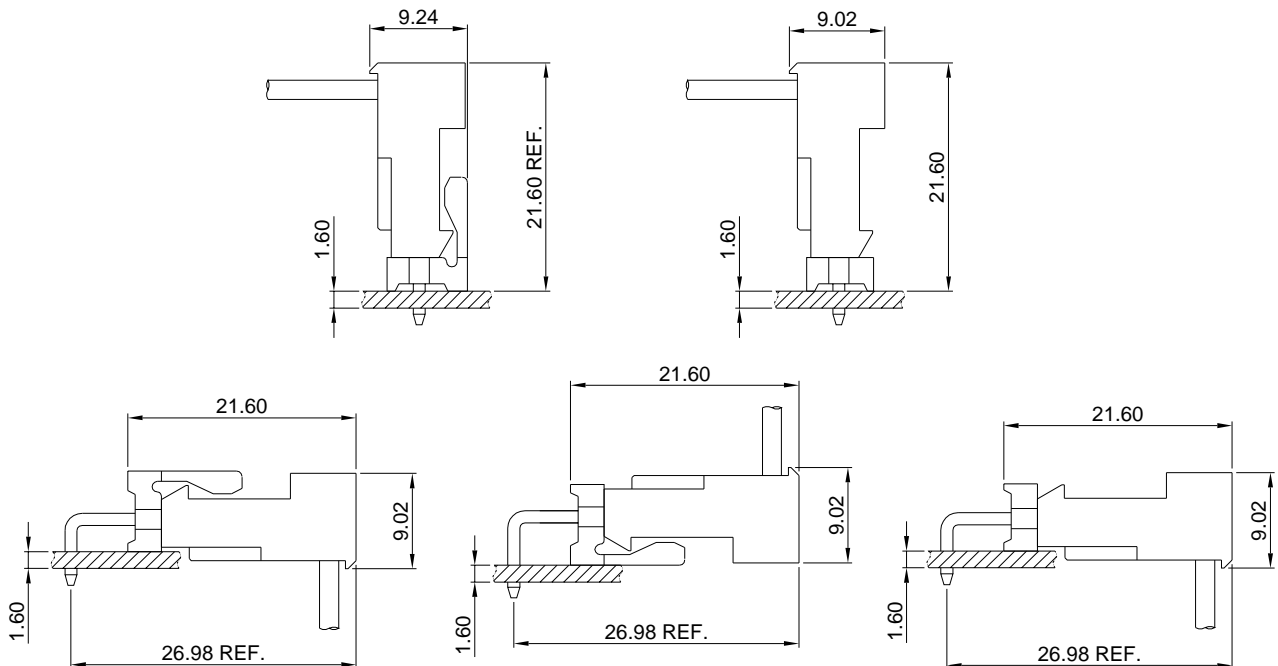
Specifications

- Current rating:7A AC,DC
- Voltage rating:250V AC,DC
- Temperature range:-40°C~+105°C
- Contact resistance:10mΩMax.
- Insulation resistance:1000MΩMin.
- Withstanding voltage:1500V AC/minute
- *Compliant with RoHS and REACH*
- *Meet the HF/Halogen Free,GWT/Glow wire Test (IEC60335-1) request,need to customize*
- *Contact for details*

Standards



Assembly layout



D3961 SERIES

3.96mm pitch IDC wire to board connector

D3961H

3.96mm IDC Closed End Type

Reference Informations:

- *Material:
Terminal: Phosphor bronze
Housing: Nylon66, UL 94V-2 or UL94V-0
- *Mates with D3961 series Wafer

Ordering Information:

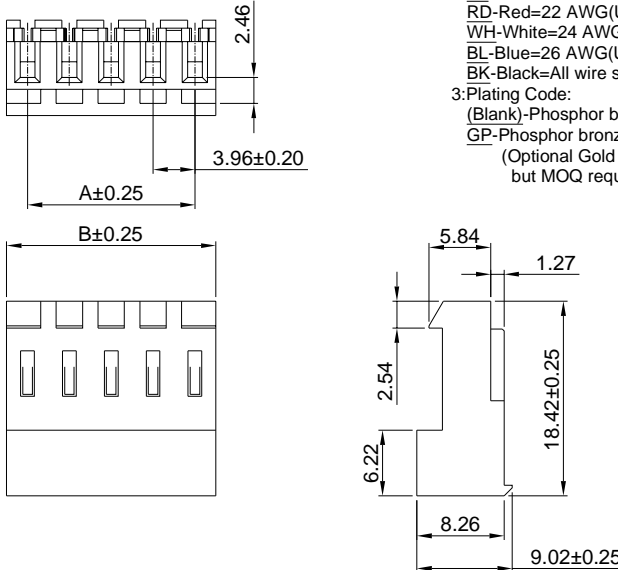
D3961H-XP - ** _**
1 2 3

- 1: Part No.
- 2: Material:
OR-Orange=18 AWG(UL94-V2)
YL-Yellow=20 AWG(UL94-V2)
RD-Red=22 AWG(UL94-V2)
WH-White=24 AWG (UL94-V2)
BL-Blue=26 AWG(UL94-V2)
BK-Black=All wire sizes in UL94-V0
- 3: Plating Code:
(Blank)-Phosphor bronze/Tin over Nickel
GP-Phosphor bronze/Gold over Nickel
(Optional Gold plating available but MOQ requested)

Ordering Information & Dimensions:

PART NO.	Dimensions	
	A	B
D3961H-2P-**-**	3.96	7.92
D3961H-3P-**-**	7.92	11.88
D3961H-4P-**-**	11.88	15.84
D3961H-5P-**-**	15.84	19.80
D3961H-6P-**-**	19.80	23.76
D3961H-7P-**-**	23.76	27.72
D3961H-8P-**-**	27.72	31.68
D3961H-9P-**-**	31.68	35.64
D3961H-10P-**-**	35.64	39.60
D3961H-11P-**-**	39.60	43.56
D3961H-12P-**-**	43.56	47.52
D3961H-13P-**-**	47.52	51.48
D3961H-14P-**-**	51.48	55.44
D3961H-15P-**-**	55.44	59.40
D3961H-16P-**-**	59.40	63.36
D3961H-17P-**-**	63.36	67.32
D3961H-18P-**-**	67.32	71.28
D3961H-19P-**-**	71.28	75.24
D3961H-20P-**-**	75.24	79.20
D3961H-21P-**-**	79.20	83.16
D3961H-22P-**-**	83.16	87.12
D3961H-23P-**-**	87.12	91.08
D3961H-24P-**-**	91.08	95.04

Unit: mm



D3961HA

3.96mm IDC Closed End Type

Reference Informations:

- *Material:
Terminal: Phosphor bronze
Housing: Nylon66, UL 94V-2 or UL94V-0
- *Mates with D3961 series Wafer

Ordering Information:

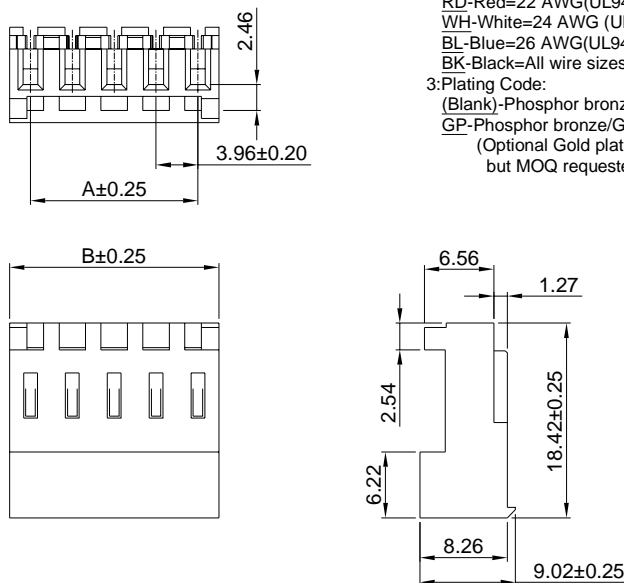
D3961HA-XP - ** _**
1 2 3

- 1: Part No.
- 2: Material:
OR-Orange=18 AWG(UL94-V2)
YL-Yellow=20 AWG(UL94-V2)
RD-Red=22 AWG(UL94-V2)
WH-White=24 AWG (UL94-V2)
BL-Blue=26 AWG(UL94-V2)
BK-Black=All wire sizes in UL94-V0
- 3: Plating Code:
(Blank)-Phosphor bronze/Tin over Nickel
GP-Phosphor bronze/Gold over Nickel
(Optional Gold plating available but MOQ requested)

Ordering Information & Dimensions:

PART NO.	Dimensions	
	A	B
D3961HA-2P-**-**	3.96	7.92
D3961HA-3P-**-**	7.92	11.88
D3961HA-4P-**-**	11.88	15.84
D3961HA-5P-**-**	15.84	19.80
D3961HA-6P-**-**	19.80	23.76
D3961HA-7P-**-**	23.76	27.72
D3961HA-8P-**-**	27.72	31.68
D3961HA-9P-**-**	31.68	35.64
D3961HA-10P-**-**	35.64	39.60
D3961HA-11P-**-**	39.60	43.56
D3961HA-12P-**-**	43.56	47.52
D3961HA-13P-**-**	47.52	51.48
D3961HA-14P-**-**	51.48	55.44
D3961HA-15P-**-**	55.44	59.40
D3961HA-16P-**-**	59.40	63.36
D3961HA-17P-**-**	63.36	67.32
D3961HA-18P-**-**	67.32	71.28
D3961HA-19P-**-**	71.28	75.24
D3961HA-20P-**-**	75.24	79.20
D3961HA-21P-**-**	79.20	83.16
D3961HA-22P-**-**	83.16	87.12
D3961HA-23P-**-**	87.12	91.08
D3961HA-24P-**-**	91.08	95.04

Unit: mm



D3961 SERIES

3.96mm pitch IDC wire to board connector

D3961HB

3.96mm IDC Feed-Thru Connecto

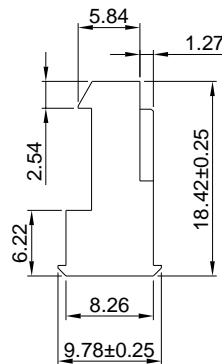
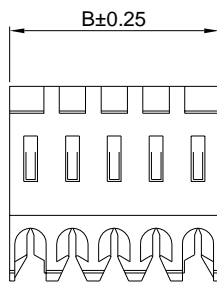
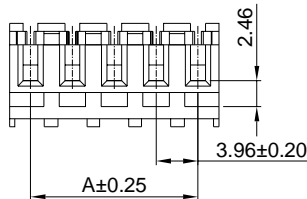
Reference Informations:

- *Material:
Terminal: Phosphor bronze
Housing: Nylon66, UL 94V-2 or UL94V-0
- *Mates with D3961 series Wafer

Ordering Information:

D3961HB-XP - ** -**
1 2 3

- 1: Part No.
- 2: Material:
OR-Orange=18 AWG(UL94-V2)
YL-Yellow=20 AWG(UL94-V2)
RD-Red=22 AWG(UL94-V2)
WH-White=24 AWG (UL94-V2)
BL-Blue=26 AWG(UL94-V2)
BK-Black=All wire sizes in UL94-V0
- 3: Plating Code:
(Blank)-Phosphor bronze/Tin over Nickel
GP-Phosphor bronze/Gold over Nickel
(Optional Gold plating available but MOQ requested)



Ordering Information & Dimensions:

PART NO.	Dimensions	
	A	B
D3961HB-2P-**-**	3.96	7.92
D3961HB-3P-**-**	7.92	11.88
D3961HB-4P-**-**	11.88	15.84
D3961HB-5P-**-**	15.84	19.80
D3961HB-6P-**-**	19.80	23.76
D3961HB-7P-**-**	23.76	27.72
D3961HB-8P-**-**	27.72	31.68
D3961HB-9P-**-**	31.68	35.64
D3961HB-10P-**-**	35.64	39.60
D3961HB-11P-**-**	39.60	43.56
D3961HB-12P-**-**	43.56	47.52
D3961HB-13P-**-**	47.52	51.48
D3961HB-14P-**-**	51.48	55.44
D3961HB-15P-**-**	55.44	59.40
D3961HB-16P-**-**	59.40	63.36
D3961HB-17P-**-**	63.36	67.32
D3961HB-18P-**-**	67.32	71.28
D3961HB-19P-**-**	71.28	75.24
D3961HB-20P-**-**	75.24	79.20
D3961HB-21P-**-**	79.20	83.16
D3961HB-22P-**-**	83.16	87.12
D3961HB-23P-**-**	87.12	91.08
D3961HB-24P-**-**	91.08	95.04

Unit: mm

D3961HC

3.96mm IDC Feed-Thru Connector

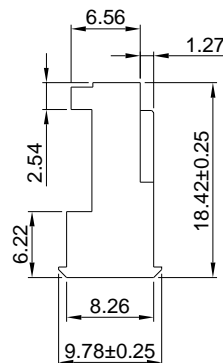
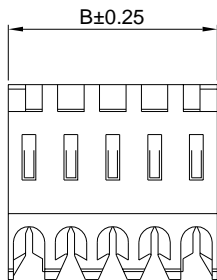
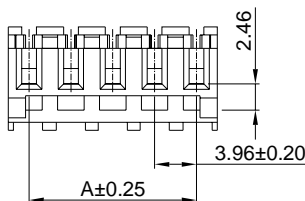
Reference Informations:

- *Material:
Terminal: Phosphor bronze
Housing: Nylon66, UL 94V-2 or UL94V-0
- *Mates with D3961 series Wafer

Ordering Information:

D3961HC-XP - ** -**
1 2 3

- 1: Part No.
- 2: Material:
OR-Orange=18 AWG(UL94-V2)
YL-Yellow=20 AWG(UL94-V2)
RD-Red=22 AWG(UL94-V2)
WH-White=24 AWG (UL94-V2)
BL-Blue=26 AWG(UL94-V2)
BK-Black=All wire sizes in UL94-V0
- 3: Plating Code:
(Blank)-Phosphor bronze/Tin over Nickel
GP-Phosphor bronze/Gold over Nickel
(Optional Gold plating available but MOQ requested)



Ordering Information & Dimensions:

PART NO.	Dimensions	
	A	B
D3961HC-2P-**-**	3.96	7.92
D3961HC-3P-**-**	7.92	11.88
D3961HC-4P-**-**	11.88	15.84
D3961HC-5P-**-**	15.84	19.80
D3961HC-6P-**-**	19.80	23.76
D3961HC-7P-**-**	23.76	27.72
D3961HC-8P-**-**	27.72	31.68
D3961HC-9P-**-**	31.68	35.64
D3961HC-10P-**-**	35.64	39.60
D3961HC-11P-**-**	39.60	43.56
D3961HC-12P-**-**	43.56	47.52
D3961HC-13P-**-**	47.52	51.48
D3961HC-14P-**-**	51.48	55.44
D3961HC-15P-**-**	55.44	59.40
D3961HC-16P-**-**	59.40	63.36
D3961HC-17P-**-**	63.36	67.32
D3961HC-18P-**-**	67.32	71.28
D3961HC-19P-**-**	71.28	75.24
D3961HC-20P-**-**	75.24	79.20
D3961HC-21P-**-**	79.20	83.16
D3961HC-22P-**-**	83.16	87.12
D3961HC-23P-**-**	87.12	91.08
D3961HC-24P-**-**	91.08	95.04

Unit: mm

D3961 SERIES

3.96mm pitch IDC wire to board connector

D3961HD

3.96mm IDC Closed End Type

Reference Informations:

- *Material:
Terminal: Phosphor bronze
Housing: Nylon66, UL 94V-2 or UL94V-0
- *Mates with D3961 series Wafer

Ordering Information:

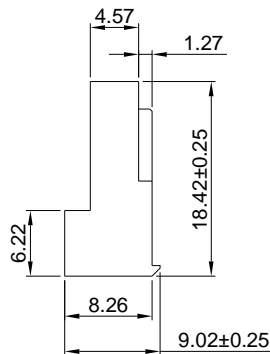
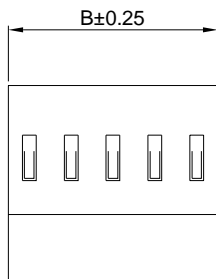
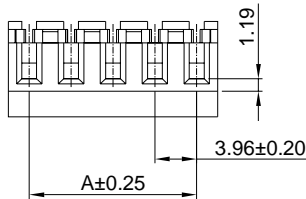
D3961HD-XP - ** .**
1 2 3

- 1: Part No.
- 2: Material:
OR-Orange=18 AWG(UL94-V2)
YL-Yellow=20 AWG(UL94-V2)
RD-Red=22 AWG(UL94-V2)
WH-White=24 AWG (UL94-V2)
BL-Blue=26 AWG(UL94-V2)
BK-Black=All wire sizes in UL94-V0
- 3: Plating Code:
(Blank)-Phosphor bronze/Tin over Nickel
GP-Phosphor bronze/Gold over Nickel
(Optional Gold plating available but MOQ requested)

Ordering Information & Dimensions:

PART NO.	Dimensions	
	A	B
D3961HD-2P-**-**	3.96	7.92
D3961HD-3P-**-**	7.92	11.88
D3961HD-4P-**-**	11.88	15.84
D3961HD-5P-**-**	15.84	19.80
D3961HD-6P-**-**	19.80	23.76
D3961HD-7P-**-**	23.76	27.72
D3961HD-8P-**-**	27.72	31.68
D3961HD-9P-**-**	31.68	35.64
D3961HD-10P-**-**	35.64	39.60
D3961HD-11P-**-**	39.60	43.56
D3961HD-12P-**-**	43.56	47.52
D3961HD-13P-**-**	47.52	51.48
D3961HD-14P-**-**	51.48	55.44
D3961HD-15P-**-**	55.44	59.40
D3961HD-16P-**-**	59.40	63.36
D3961HD-17P-**-**	63.36	67.32
D3961HD-18P-**-**	67.32	71.28
D3961HD-19P-**-**	71.28	75.24
D3961HD-20P-**-**	75.24	79.20
D3961HD-21P-**-**	79.20	83.16
D3961HD-22P-**-**	83.16	87.12
D3961HD-23P-**-**	87.12	91.08
D3961HD-24P-**-**	91.08	95.04

Unit: mm



D3961HE

3.96mm IDC Closed End Type

Reference Informations:

- *Material:
Terminal: Phosphor bronze
Housing: Nylon66, UL 94V-2 or UL94V-0
- *Mates with D3961 series Wafer

Ordering Information:

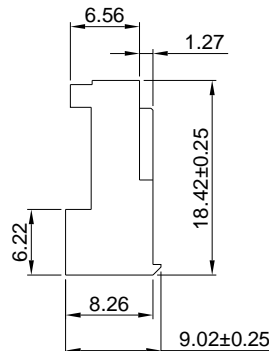
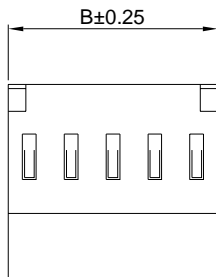
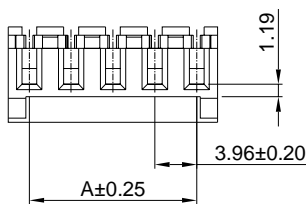
D3961HE-XP - ** .**
1 2 3

- 1: Part No.
- 2: Material:
OR-Orange=18 AWG(UL94-V2)
YL-Yellow=20 AWG(UL94-V2)
RD-Red=22 AWG(UL94-V2)
WH-White=24 AWG (UL94-V2)
BL-Blue=26 AWG(UL94-V2)
BK-Black=All wire sizes in UL94-V0
- 3: Plating Code:
(Blank)-Phosphor bronze/Tin over Nickel
GP-Phosphor bronze/Gold over Nickel
(Optional Gold plating available but MOQ requested)

Ordering Information & Dimensions:

PART NO.	Dimensions	
	A	B
D3961HE-2P-**-**	3.96	7.92
D3961HE-3P-**-**	7.92	11.88
D3961HE-4P-**-**	11.88	15.84
D3961HE-5P-**-**	15.84	19.80
D3961HE-6P-**-**	19.80	23.76
D3961HE-7P-**-**	23.76	27.72
D3961HE-8P-**-**	27.72	31.68
D3961HE-9P-**-**	31.68	35.64
D3961HE-10P-**-**	35.64	39.60
D3961HE-11P-**-**	39.60	43.56
D3961HE-12P-**-**	43.56	47.52
D3961HE-13P-**-**	47.52	51.48
D3961HE-14P-**-**	51.48	55.44
D3961HE-15P-**-**	55.44	59.40
D3961HE-16P-**-**	59.40	63.36
D3961HE-17P-**-**	63.36	67.32
D3961HE-18P-**-**	67.32	71.28
D3961HE-19P-**-**	71.28	75.24
D3961HE-20P-**-**	75.24	79.20
D3961HE-21P-**-**	79.20	83.16
D3961HE-22P-**-**	83.16	87.12
D3961HE-23P-**-**	87.12	91.08
D3961HE-24P-**-**	91.08	95.04

Unit: mm



D3961 SERIES

3.96mm pitch IDC wire to board connector

D3961HF

3.96mm IDC Feed-Thru Connector

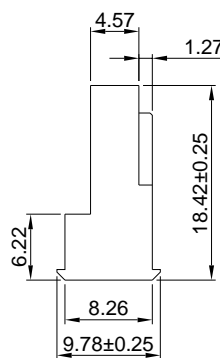
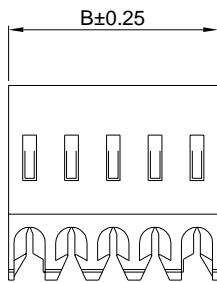
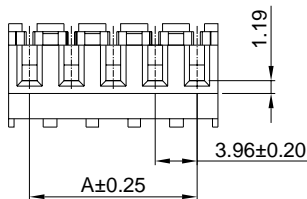
Reference Informations:

- *Material:
Terminal: Phosphor bronze
Housing: Nylon66, UL 94V-2 or UL94V-0
- *Mates with D3961 series Wafer

Ordering Information:

D3961HF-XP - ** -**
1 2 3

- 1: Part No.
- 2: Material:
OR-Orange=18 AWG(UL94-V2)
YL-Yellow=20 AWG(UL94-V2)
RD-Red=22 AWG(UL94-V2)
WH-White=24 AWG (UL94-V2)
BL-Blue=26 AWG(UL94-V2)
BK-Black=All wire sizes in UL94-V0
- 3: Plating Code:
(Blank)-Phosphor bronze/Tin over Nickel
GP-Phosphor bronze/Gold over Nickel
(Optional Gold plating available but MOQ requested)



Ordering Information & Dimensions:

PART NO.	Dimensions	
	A	B
D3961HF-2P-**-**	3.96	7.92
D3961HF-3P-**-**	7.92	11.88
D3961HF-4P-**-**	11.88	15.84
D3961HF-5P-**-**	15.84	19.80
D3961HF-6P-**-**	19.80	23.76
D3961HF-7P-**-**	23.76	27.72
D3961HF-8P-**-**	27.72	31.68
D3961HF-9P-**-**	31.68	35.64
D3961HF-10P-**-**	35.64	39.60
D3961HF-11P-**-**	39.60	43.56
D3961HF-12P-**-**	43.56	47.52
D3961HF-13P-**-**	47.52	51.48
D3961HF-14P-**-**	51.48	55.44
D3961HF-15P-**-**	55.44	59.40
D3961HF-16P-**-**	59.40	63.36
D3961HF-17P-**-**	63.36	67.32
D3961HF-18P-**-**	67.32	71.28
D3961HF-19P-**-**	71.28	75.24
D3961HF-20P-**-**	75.24	79.20
D3961HF-21P-**-**	79.20	83.16
D3961HF-22P-**-**	83.16	87.12
D3961HF-23P-**-**	87.12	91.08
D3961HF-24P-**-**	91.08	95.04

Unit: mm

D3961HG

3.96mm IDC Feed-Thru Connector

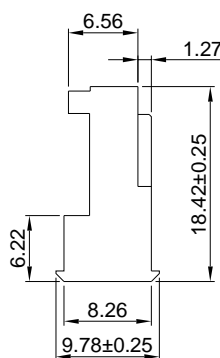
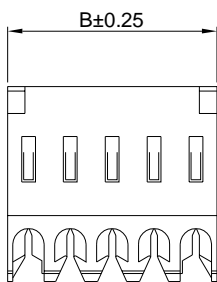
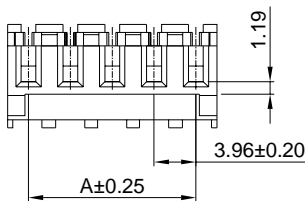
Reference Informations:

- *Material:
Terminal: Phosphor bronze
Housing: Nylon66, UL 94V-2 or UL94V-0
- *Mates with D3961 series Wafer

Ordering Information:

D3961HG-XP - ** -**
1 2 3

- 1: Part No.
- 2: Material:
OR-Orange=18 AWG(UL94-V2)
YL-Yellow=20 AWG(UL94-V2)
RD-Red=22 AWG(UL94-V2)
WH-White=24 AWG (UL94-V2)
BL-Blue=26 AWG(UL94-V2)
BK-Black=All wire sizes in UL94-V0
- 3: Plating Code:
(Blank)-Phosphor bronze/Tin over Nickel
GP-Phosphor bronze/Gold over Nickel
(Optional Gold plating available but MOQ requested)



Ordering Information & Dimensions:

PART NO.	Dimensions	
	A	B
D3961HG-2P-**-**	3.96	7.92
D3961HG-3P-**-**	7.92	11.88
D3961HG-4P-**-**	11.88	15.84
D3961HG-5P-**-**	15.84	19.80
D3961HG-6P-**-**	19.80	23.76
D3961HG-7P-**-**	23.76	27.72
D3961HG-8P-**-**	27.72	31.68
D3961HG-9P-**-**	31.68	35.64
D3961HG-10P-**-**	35.64	39.60
D3961HG-11P-**-**	39.60	43.56
D3961HG-12P-**-**	43.56	47.52
D3961HG-13P-**-**	47.52	51.48
D3961HG-14P-**-**	51.48	55.44
D3961HG-15P-**-**	55.44	59.40
D3961HG-16P-**-**	59.40	63.36
D3961HG-17P-**-**	63.36	67.32
D3961HG-18P-**-**	67.32	71.28
D3961HG-19P-**-**	71.28	75.24
D3961HG-20P-**-**	75.24	79.20
D3961HG-21P-**-**	79.20	83.16
D3961HG-22P-**-**	83.16	87.12
D3961HG-23P-**-**	87.12	91.08
D3961HG-24P-**-**	91.08	95.04

Unit: mm

D3961 SERIES

3.96mm pitch IDC wire to board connector

D3961HH

3.96mm IDC Closed End Type

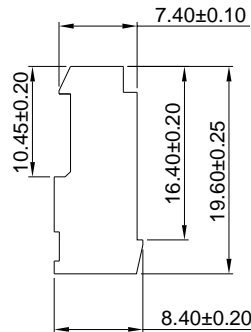
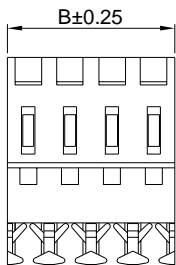
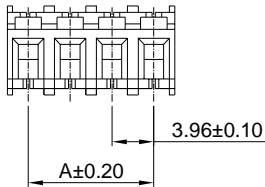
Reference Informations:

- *Material:
Terminal: Phosphor bronze
Housing: Nylon66, UL 94V-2 or UL94V-0
- *Mates with D3961 series Wafer

Ordering Information:

D3961HH-XP - ** -**
1 2 3

- 1: Part No.
- 2: Wire Range and Material:
2-22 AWG (UL94-V2)
4-24 AWG (UL94-V2)
6-26 AWG (UL94-V2)
8-28 AWG (UL94-V2)
- 3: Plating Code:
(Blank)-Phosphor bronze/Tin over Nickel
GP-Phosphor bronze/Gold over Nickel
(Optional Gold plating available but MOQ requested)



Ordering Information & Dimensions:

PART NO.	Dimensions	
	A	B
D3961HH-2P-**-**	3.96	7.92
D3961HH-3P-**-**	7.92	11.88
D3961HH-4P-**-**	11.88	15.84
D3961HH-5P-**-**	15.84	19.80
D3961HH-6P-**-**	19.80	23.76
D3961HH-7P-**-**	23.76	27.72
D3961HH-8P-**-**	27.72	31.68
D3961HH-9P-**-**	31.68	35.64
D3961HH-10P-**-**	35.64	39.60
D3961HH-11P-**-**	39.60	43.56
D3961HH-12P-**-**	43.56	47.52
D3961HH-13P-**-**	47.52	51.48
D3961HH-14P-**-**	51.48	55.44
D3961HH-15P-**-**	55.44	59.40
D3961HH-16P-**-**	59.40	63.36
D3961HH-17P-**-**	63.36	67.32
D3961HH-18P-**-**	67.32	71.28
D3961HH-19P-**-**	71.28	75.24
D3961HH-20P-**-**	75.24	79.20

Unit: mm

D3961HI

3.96mm IDC Closed End Type

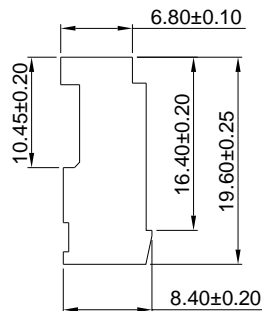
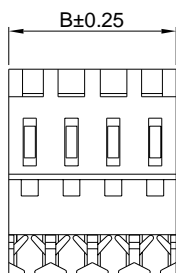
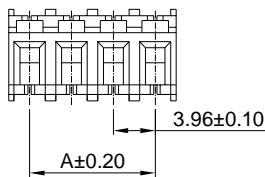
Reference Informations:

- *Material:
Terminal: Phosphor bronze
Housing: Nylon66, UL 94V-2 or UL94V-0
- *Mates with D3961 series Wafer

Ordering Information:

D3961HI-XP - ** -**
1 2 3

- 1: Part No.
- 2: Wire Range and Material:
2-22 AWG (UL94-V2)
4-24 AWG (UL94-V2)
6-26 AWG (UL94-V2)
8-28 AWG (UL94-V2)
- 3: Plating Code:
(Blank)-Phosphor bronze/Tin over Nickel
GP-Phosphor bronze/Gold over Nickel
(Optional Gold plating available but MOQ requested)



Ordering Information & Dimensions:

PART NO.	Dimensions	
	A	B
D3961HI-2P-**-**	3.96	7.92
D3961HI-3P-**-**	7.92	11.88
D3961HI-4P-**-**	11.88	15.84
D3961HI-5P-**-**	15.84	19.80
D3961HI-6P-**-**	19.80	23.76
D3961HI-7P-**-**	23.76	27.72
D3961HI-8P-**-**	27.72	31.68
D3961HI-9P-**-**	31.68	35.64
D3961HI-10P-**-**	35.64	39.60
D3961HI-11P-**-**	39.60	43.56
D3961HI-12P-**-**	43.56	47.52
D3961HI-13P-**-**	47.52	51.48
D3961HI-14P-**-**	51.48	55.44
D3961HI-15P-**-**	55.44	59.40
D3961HI-16P-**-**	59.40	63.36
D3961HI-17P-**-**	63.36	67.32
D3961HI-18P-**-**	67.32	71.28
D3961HI-19P-**-**	71.28	75.24
D3961HI-20P-**-**	75.24	79.20

Unit: mm

D3961 SERIES

3.96mm pitch IDC wire to board connector

D3961HJ

3.96mm IDC Feed-Thru Connector

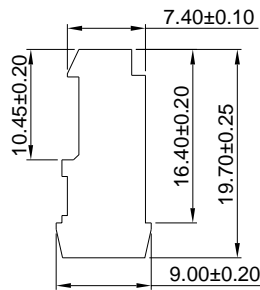
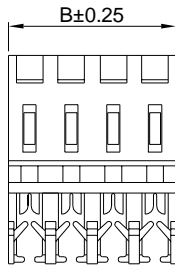
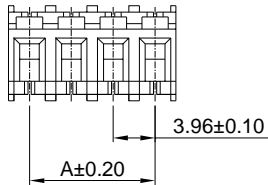
Reference Informations:

- *Material:
Terminal: Phosphor bronze
Housing: Nylon66, UL 94V-2 or UL94V-0
- *Mates with D3961 series Wafer

Ordering Information:

D3961HJ-XP - ** -**
1 2 3

- 1: Part No.
- 2: Wire Range and Material:
2-22 AWG (UL94-V2)
4-24 AWG (UL94-V2)
6-26 AWG (UL94-V2)
8-28 AWG (UL94-V2)
- 3: Plating Code:
(Blank)-Phosphor bronze/Tin over Nickel
GP-Phosphor bronze/Gold over Nickel
(Optional Gold plating available but MOQ requested)



Ordering Information & Dimensions:

PART NO.	Dimensions	
	A	B
D3961HJ-2P-**-**	3.96	7.92
D3961HJ-3P-**-**	7.92	11.88
D3961HJ-4P-**-**	11.88	15.84
D3961HJ-5P-**-**	15.84	19.80
D3961HJ-6P-**-**	19.80	23.76
D3961HJ-7P-**-**	23.76	27.72
D3961HJ-8P-**-**	27.72	31.68
D3961HJ-9P-**-**	31.68	35.64
D3961HJ-10P-**-**	35.64	39.60
D3961HJ-11P-**-**	39.60	43.56
D3961HJ-12P-**-**	43.56	47.52
D3961HJ-13P-**-**	47.52	51.48
D3961HJ-14P-**-**	51.48	55.44
D3961HJ-15P-**-**	55.44	59.40
D3961HJ-16P-**-**	59.40	63.36
D3961HJ-17P-**-**	63.36	67.32
D3961HJ-18P-**-**	67.32	71.28
D3961HJ-19P-**-**	71.28	75.24
D3961HJ-20P-**-**	75.24	79.20

Unit: mm

D3961HK

3.96mm IDC Feed-Thru Connector

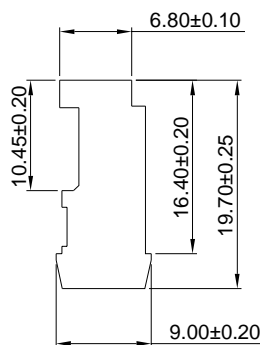
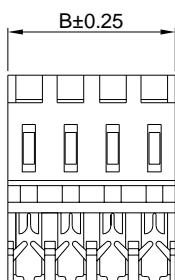
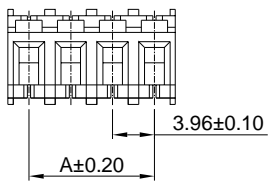
Reference Informations:

- *Material:
Terminal: Phosphor bronze
Housing: Nylon66, UL 94V-2 or UL94V-0
- *Mates with D3961 series Wafer

Ordering Information:

D3961HK-XP - ** -**
1 2 3

- 1: Part No.
- 2: Wire Range and Material:
2-22 AWG (UL94-V2)
4-24 AWG (UL94-V2)
6-26 AWG (UL94-V2)
8-28 AWG (UL94-V2)
- 3: Plating Code:
(Blank)-Phosphor bronze/Tin over Nickel
GP-Phosphor bronze/Gold over Nickel
(Optional Gold plating available but MOQ requested)



Ordering Information & Dimensions:

PART NO.	Dimensions	
	A	B
D3961HK-2P-**-**	3.96	7.92
D3961HK-3P-**-**	7.92	11.88
D3961HK-4P-**-**	11.88	15.84
D3961HK-5P-**-**	15.84	19.80
D3961HK-6P-**-**	19.80	23.76
D3961HK-7P-**-**	23.76	27.72
D3961HK-8P-**-**	27.72	31.68
D3961HK-9P-**-**	31.68	35.64
D3961HK-10P-**-**	35.64	39.60
D3961HK-11P-**-**	39.60	43.56
D3961HK-12P-**-**	43.56	47.52
D3961HK-13P-**-**	47.52	51.48
D3961HK-14P-**-**	51.48	55.44
D3961HK-15P-**-**	55.44	59.40
D3961HK-16P-**-**	59.40	63.36
D3961HK-17P-**-**	63.36	67.32
D3961HK-18P-**-**	67.32	71.28
D3961HK-19P-**-**	71.28	75.24
D3961HK-20P-**-**	75.24	79.20

Unit: mm

D3961 SERIES

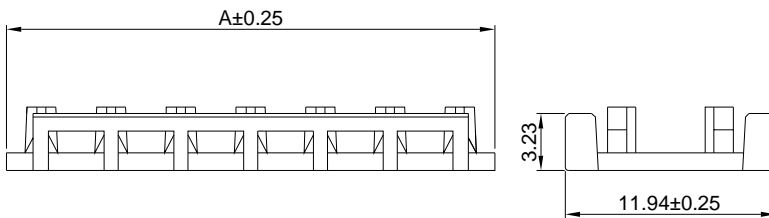
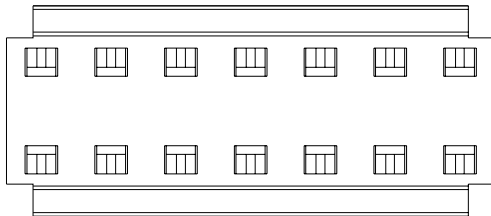
3.96mm pitch IDC wire to board connector

D3961C

3.96mm Feed-Thru Strain Relief Covers

Reference Informations:

- *Material:Nylon UL 94V-0
- *Mates with D3961 series Housing
- *Color:Natural(White)



Ordering Information & Dimensions:

PART NO.	Dim.A
D3961C-2P	7.92
D3961C-3P	11.88
D3961C-4P	15.84
D3961C-5P	19.80
D3961C-6P	23.76
D3961C-7P	27.72
D3961C-8P	31.68
D3961C-9P	35.64
D3961C-10P	39.60
D3961C-11P	43.56
D3961C-12P	47.52
D3961C-13P	51.48
D3961C-14P	55.44
D3961C-15P	59.40
D3961C-16P	63.36
D3961C-17P	67.32
D3961C-18P	71.28
D3961C-19P	75.24
D3961C-20P	79.20
D3961C-21P	83.16
D3961C-22P	87.12
D3961C-23P	91.08
D3961C-24P	95.04

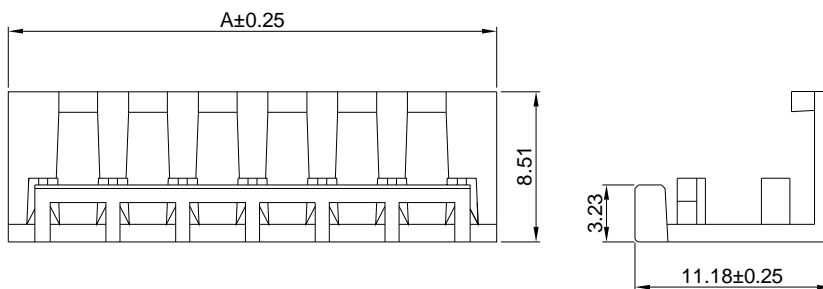
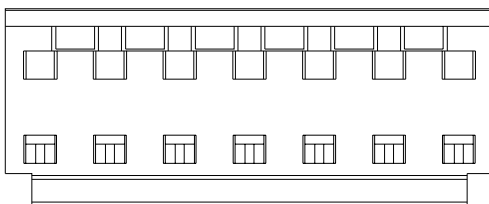
Unit: mm

D3961L

3.96mm IDC Closed End Strain Relief Covers

Reference Informations:

- *Material:Nylon UL 94V-0
- *Mates with D3961 series Housing
- *Color:Natural(White)



Ordering Information & Dimensions:

PART NO.	Dim.A
D3961L-2P	7.92
D3961L-3P	11.88
D3961L-4P	15.84
D3961L-5P	19.80
D3961L-6P	23.76
D3961L-7P	27.72
D3961L-8P	31.68
D3961L-9P	35.64
D3961L-10P	39.60
D3961L-11P	43.56
D3961L-12P	47.52
D3961L-13P	51.48
D3961L-14P	55.44
D3961L-15P	59.40
D3961L-16P	63.36
D3961L-17P	67.32
D3961L-18P	71.28
D3961L-19P	75.24
D3961L-20P	79.20
D3961L-21P	83.16
D3961L-22P	87.12
D3961L-23P	91.08
D3961L-24P	95.04

Unit: mm

A3961 SERIES

3.96mm pitch IDC wire to board connector

D3961WV

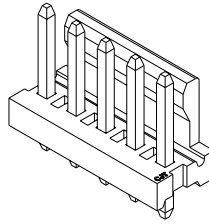
3.96mm pitch 180° Wafer

Reference Informations:

- *Material: Pin: Brass/Tin over Nickel
Insulator: Nylon 66, UL94V-0
- *Mates with D3961 series Housing
- *Color: Natual

Ordering Information:

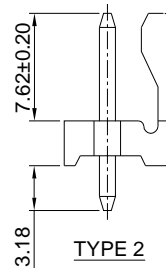
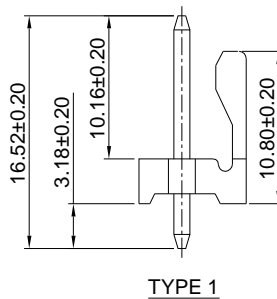
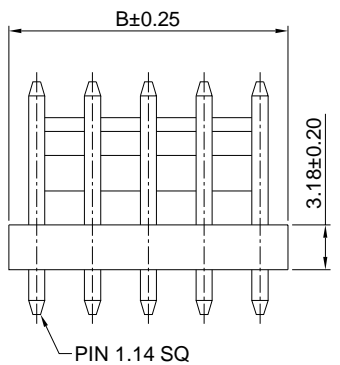
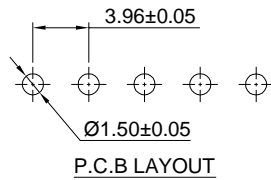
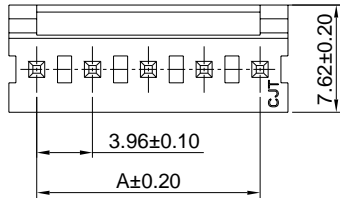
- D3961WV-XP - *
1 2
1. Part No.
2. Type:
(Blank): TYPE 1
L: TYPE 2



Ordering Information & Dimensions:

PART NO.	Dimensions	
	A	B
D3961WV-2P	3.96	7.92
D3961WV-3P	7.92	11.88
D3961WV-4P	11.88	15.84
D3961WV-5P	15.84	19.80
D3961WV-6P	19.80	23.76
D3961WV-7P	23.76	27.72
D3961WV-8P	27.72	31.68
D3961WV-9P	31.68	35.64
D3961WV-10P	35.64	39.60
D3961WV-11P	39.60	43.56
D3961WV-12P	43.56	47.52
D3961WV-13P	47.52	51.48
D3961WV-14P	51.48	55.44
D3961WV-15P	55.44	59.40
D3961WV-16P	59.40	63.36
D3961WV-17P	63.36	67.32
D3961WV-18P	67.32	71.28
D3961WV-19P	71.28	75.24
D3961WV-20P	75.24	79.20
D3961WV-21P	79.20	83.16
D3961WV-22P	83.16	87.12
D3961WV-23P	87.12	91.08
D3961WV-24P	91.08	95.04

Unit: mm



D3961WV-H

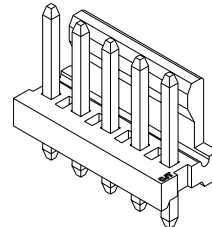
3.96mm pitch 180° Wafer

Reference Informations:

- *Material: Pin: Brass/Tin over Nickel
Insulator: Nylon 66, UL94V-0
- *Mates with D3961 series Housing
- *Color: Natual

Ordering Information:

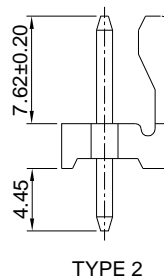
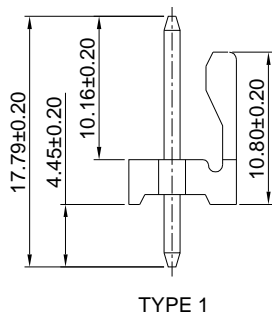
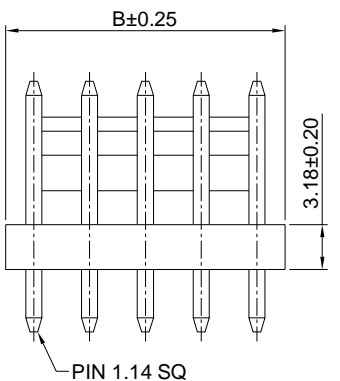
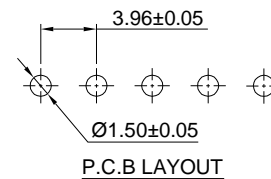
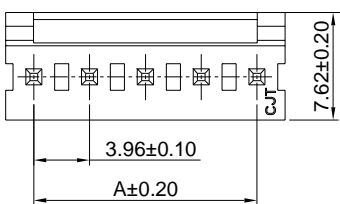
- D3961WV-XP-H - *
1 2
1. Part No.
2. Type:
(Blank): TYPE 1
L: TYPE 2



Ordering Information & Dimensions:

PART NO.	Dimensions	
	A	B
D3961WV-2P-H	3.96	7.92
D3961WV-3P-H	7.92	11.88
D3961WV-4P-H	11.88	15.84
D3961WV-5P-H	15.84	19.80
D3961WV-6P-H	19.80	23.76
D3961WV-7P-H	23.76	27.72
D3961WV-8P-H	27.72	31.68
D3961WV-9P-H	31.68	35.64
D3961WV-10P-H	35.64	39.60
D3961WV-11P-H	39.60	43.56
D3961WV-12P-H	43.56	47.52
D3961WV-13P-H	47.52	51.48
D3961WV-14P-H	51.48	55.44
D3961WV-15P-H	55.44	59.40
D3961WV-16P-H	59.40	63.36
D3961WV-17P-H	63.36	67.32
D3961WV-18P-H	67.32	71.28
D3961WV-19P-H	71.28	75.24
D3961WV-20P-H	75.24	79.20
D3961WV-21P-H	79.20	83.16
D3961WV-22P-H	83.16	87.12
D3961WV-23P-H	87.12	91.08
D3961WV-24P-H	91.08	95.04

Unit: mm



A3961 SERIES

3.96mm pitch IDC wire to board connector

D3961WVA

3.96mm pitch 180° Wafer

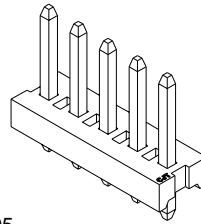
Reference Informations:

- *Material: Pin: Brass/Tin over Nickel
Insulator: Nylon 66, UL94V-0
- *Mates with D3961 series Housing
- *Color: Natual

Ordering Information:

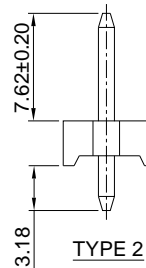
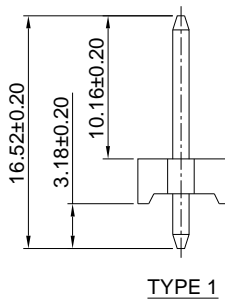
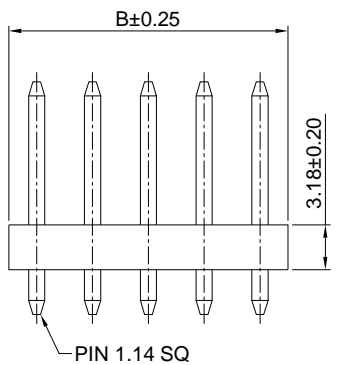
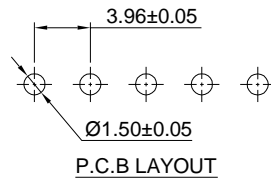
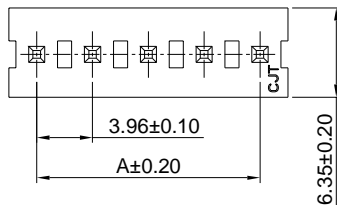
D3961WVA-XP - *
1 2

- Part No.
- Type:
(Blank): TYPE 1
L: TYPE 2



Ordering Information & Dimensions:

PART NO.	Dimensions	
	A	B
D3961WVA-2P	3.96	7.92
D3961WVA-3P	7.92	11.88
D3961WVA-4P	11.88	15.84
D3961WVA-5P	15.84	19.80
D3961WVA-6P	19.80	23.76
D3961WVA-7P	23.76	27.72
D3961WVA-8P	27.72	31.68
D3961WVA-9P	31.68	35.64
D3961WVA-10P	35.64	39.60
D3961WVA-11P	39.60	43.56
D3961WVA-12P	43.56	47.52
D3961WVA-13P	47.52	51.48
D3961WVA-14P	51.48	55.44
D3961WVA-15P	55.44	59.40
D3961WVA-16P	59.40	63.36
D3961WVA-17P	63.36	67.32
D3961WVA-18P	67.32	71.28
D3961WVA-19P	71.28	75.24
D3961WVA-20P	75.24	79.20
D3961WVA-21P	79.20	83.16
D3961WVA-22P	83.16	87.12
D3961WVA-23P	87.12	91.08
D3961WVA-24P	91.08	95.04



Unit: mm

D3961WVA-H

3.96mm pitch 180° Wafer

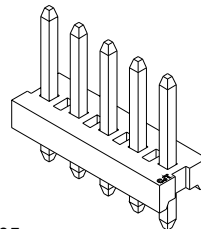
Reference Informations:

- *Material: Pin: Brass/Tin over Nickel
Insulator: Nylon 66, UL94V-0
- *Mates with D3961 series Housing
- *Color: Natual

Ordering Information:

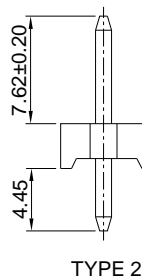
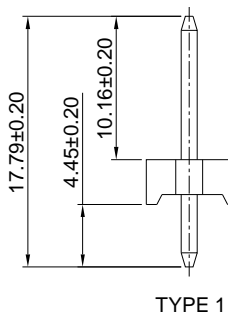
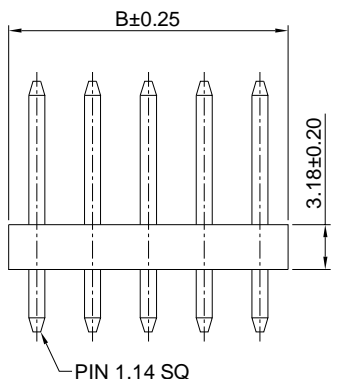
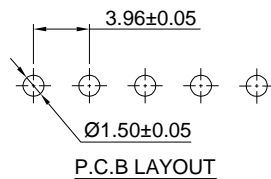
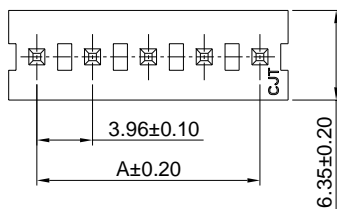
D3961WVA-XP-H - *
1 2

- Part No.
- Type:
(Blank): TYPE 1
L: TYPE 2



Ordering Information & Dimensions:

PART NO.	Dimensions	
	A	B
D3961WVA-2P-H	3.96	7.92
D3961WVA-3P-H	7.92	11.88
D3961WVA-4P-H	11.88	15.84
D3961WVA-5P-H	15.84	19.80
D3961WVA-6P-H	19.80	23.76
D3961WVA-7P-H	23.76	27.72
D3961WVA-8P-H	27.72	31.68
D3961WVA-9P-H	31.68	35.64
D3961WVA-10P-H	35.64	39.60
D3961WVA-11P-H	39.60	43.56
D3961WVA-12P-H	43.56	47.52
D3961WVA-13P-H	47.52	51.48
D3961WVA-14P-H	51.48	55.44
D3961WVA-15P-H	55.44	59.40
D3961WVA-16P-H	59.40	63.36
D3961WVA-17P-H	63.36	67.32
D3961WVA-18P-H	67.32	71.28
D3961WVA-19P-H	71.28	75.24
D3961WVA-20P-H	75.24	79.20
D3961WVA-21P-H	79.20	83.16
D3961WVA-22P-H	83.16	87.12
D3961WVA-23P-H	87.12	91.08
D3961WVA-24P-H	91.08	95.04



Unit: mm

A3961 SERIES

3.96mm pitch IDC wire to board connector

D3961WV-A

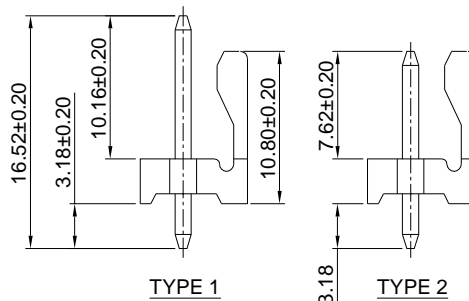
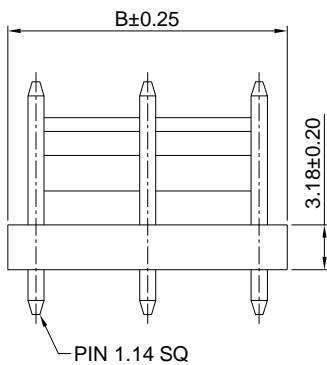
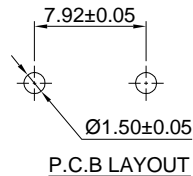
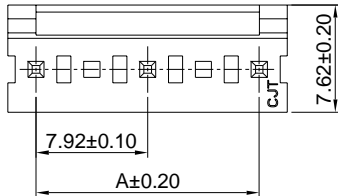
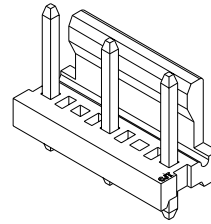
3.96mm pitch 180° Wafer

Reference Informations:

- *Material: Pin: Brass/Tin over Nickel
Insulator: Nylon 66, UL94V-0
- *Mates with D3961 series Housing
- *Color: Natual

Ordering Information:

- D3961WV-XP-A - *
1 2
1. Part No.
 2. Type:
(Blank): TYPE 1
L: TYPE 2



Ordering Information & Dimensions:

PART NO.	Dimensions	
	A	B
D3961WV-3P-A	7.92	11.88
D3961WV-5P-A	15.84	19.80
D3961WV-7P-A	23.76	27.72
D3961WV-9P-A	31.68	35.64
D3961WV-11P-A	39.60	43.56
D3961WV-13P-A	47.52	51.48
D3961WV-15P-A	55.44	59.40
D3961WV-17P-A	63.36	67.32
D3961WV-19P-A	71.28	75.24
D3961WV-21P-A	79.20	83.16
D3961WV-23P-A	87.12	91.08

Unit: mm

D3961WV-H-A

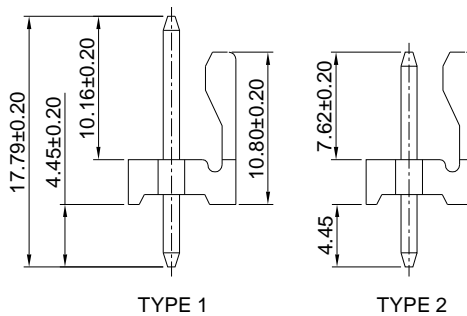
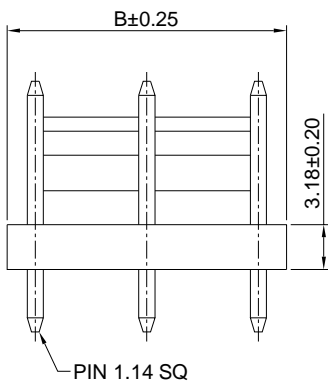
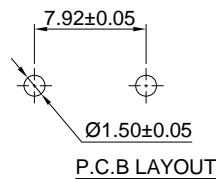
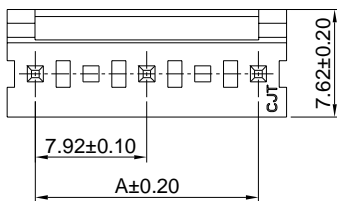
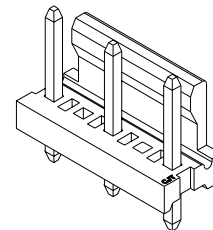
3.96mm pitch 180° Wafer

Reference Informations:

- *Material: Pin: Brass/Tin over Nickel
Insulator: Nylon 66, UL94V-0
- *Mates with D3961 series Housing
- *Color: Natual

Ordering Information:

- D3961WV-XP-H-A - *
1 2
1. Part No.
 2. Type:
(Blank): TYPE 1
L: TYPE 2



Ordering Information & Dimensions:

PART NO.	Dimensions	
	A	B
D3961WV-3P-H-A	7.92	11.88
D3961WV-5P-H-A	15.84	19.80
D3961WV-7P-H-A	23.76	27.72
D3961WV-9P-H-A	31.68	35.64
D3961WV-11P-H-A	39.60	43.56
D3961WV-13P-H-A	47.52	51.48
D3961WV-15P-H-A	55.44	59.40
D3961WV-17P-H-A	63.36	67.32
D3961WV-19P-H-A	71.28	75.24
D3961WV-21P-H-A	79.20	83.16
D3961WV-23P-H-A	87.12	91.08

Unit: mm

A3961 SERIES

3.96mm pitch IDC wire to board connector

D3961WVA-A

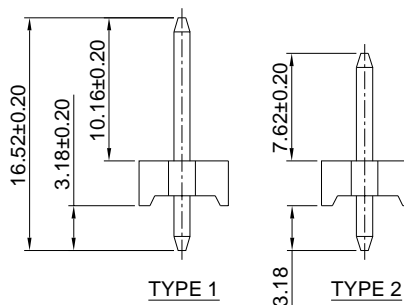
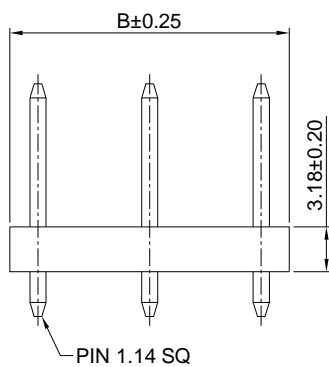
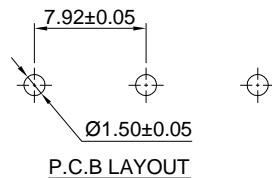
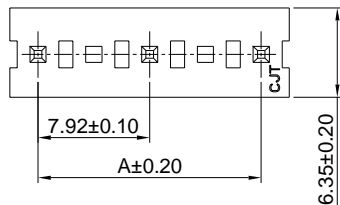
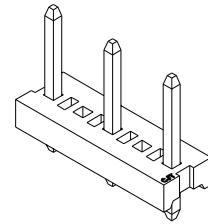
3.96mm pitch 180° Wafer

Reference Informations:

- *Material: Pin: Brass/Tin over Nickel
Insulator: Nylon 66, UL94V-0
- *Mates with D3961 series Housing
- *Color: Natual

Ordering Information:
D3961WVA-XP-A - *
1 2

1. Part No.
2. Type:
(Blank): TYPE 1
L: TYPE 2



Ordering Information & Dimensions:

PART NO.	Dimensions	
	A	B
D3961WVA-3P-A	7.92	11.88
D3961WVA-5P-A	15.84	19.80
D3961WVA-7P-A	23.76	27.72
D3961WVA-9P-A	31.68	35.64
D3961WVA-11P-A	39.60	43.56
D3961WVA-13P-A	47.52	51.48
D3961WVA-15P-A	55.44	59.40
D3961WVA-17P-A	63.36	67.32
D3961WVA-19P-A	71.28	75.24
D3961WVA-21P-A	79.20	83.16
D3961WVA-23P-A	87.12	91.08

Unit: mm

D3961WVA-H-A

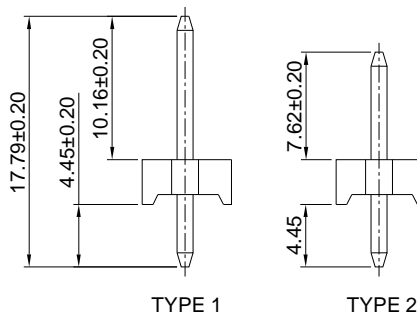
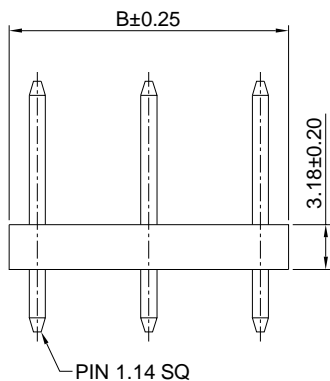
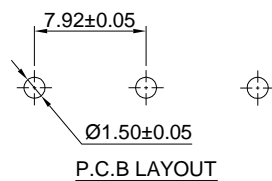
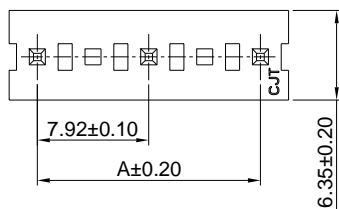
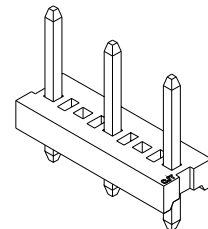
3.96mm pitch 180° Wafer

Reference Informations:

- *Material: Pin: Brass/Tin over Nickel
Insulator: Nylon 66, UL94V-0
- *Mates with D3961 series Housing
- *Color: Natual

Ordering Information:
D3961WVA-XP-H-A - *
1 2

1. Part No.
2. Type:
(Blank): TYPE 1
L: TYPE 2



Ordering Information & Dimensions:

PART NO.	Dimensions	
	A	B
D3961WVA-3P-H-A	7.92	11.88
D3961WVA-5P-H-A	15.84	19.80
D3961WVA-7P-H-A	23.76	27.72
D3961WVA-9P-H-A	31.68	35.64
D3961WVA-11P-H-A	39.60	43.56
D3961WVA-13P-H-A	47.52	51.48
D3961WVA-15P-H-A	55.44	59.40
D3961WVA-17P-H-A	63.36	67.32
D3961WVA-19P-H-A	71.28	75.24
D3961WVA-21P-H-A	79.20	83.16
D3961WVA-23P-H-A	87.12	91.08

Unit: mm

A3961 SERIES

3.96mm pitch IDC wire to board connector

D3961WR

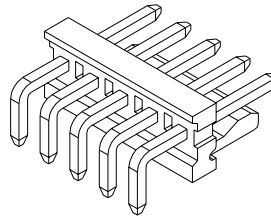
3.96mm pitch 90° Wafer

Reference Informations:

- *Material: Pin: Brass/Tin over Nickel
Insulator: Nylon 66, UL94V-0
- *Mates with D3961 series Housing
- *Color: Natural

Ordering Information:

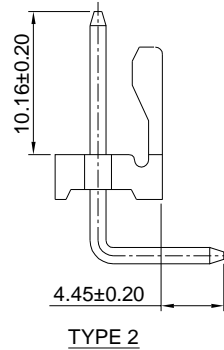
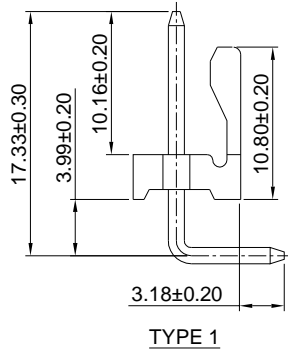
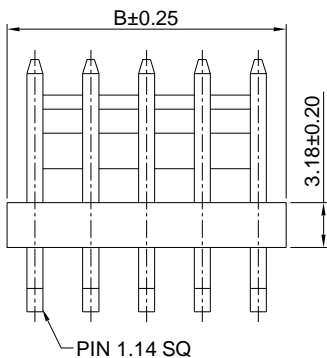
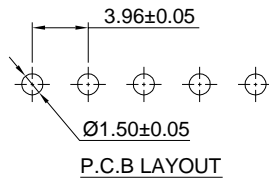
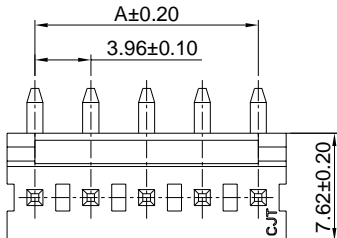
- D3961WR-XP - *
1 2
1. Part No.
2. Type:
(Blank): TYPE 1
H: TYPE 2



Ordering Information & Dimensions:

PART NO.	Dimensions	
	A	B
D3961WR-2P	3.96	7.92
D3961WR-3P	7.92	11.88
D3961WR-4P	11.88	15.84
D3961WR-5P	15.84	19.80
D3961WR-6P	19.80	23.76
D3961WR-7P	23.76	27.72
D3961WR-8P	27.72	31.68
D3961WR-9P	31.68	35.64
D3961WR-10P	35.64	39.60
D3961WR-11P	39.60	43.56
D3961WR-12P	43.56	47.52
D3961WR-13P	47.52	51.48
D3961WR-14P	51.48	55.44
D3961WR-15P	55.44	59.40
D3961WR-16P	59.40	63.36
D3961WR-17P	63.36	67.32
D3961WR-18P	67.32	71.28
D3961WR-19P	71.28	75.24
D3961WR-20P	75.24	79.20
D3961WR-21P	79.20	83.16
D3961WR-22P	83.16	87.12
D3961WR-23P	87.12	91.08
D3961WR-24P	91.08	95.04

Unit: mm



D3961WR-2

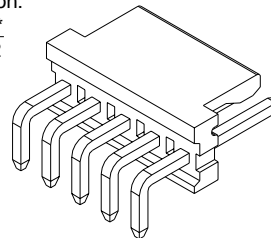
3.96mm pitch 90° Wafer

Reference Informations:

- *Material: Pin: Brass/Tin over Nickel
Insulator: Nylon 66, UL94V-0
- *Mates with D3961 series Housing
- *Color: Natural

Ordering Information:

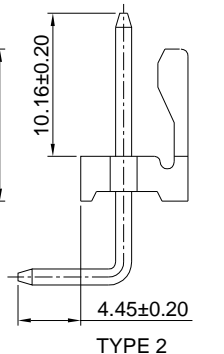
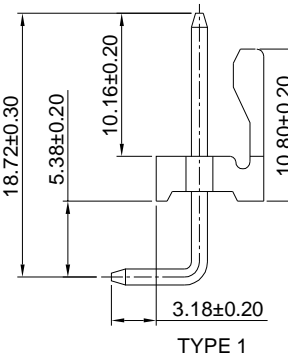
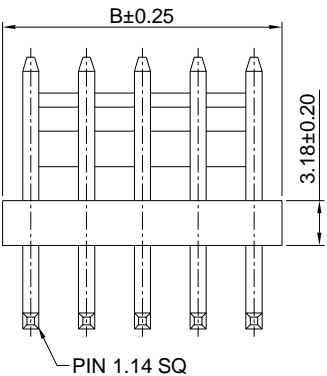
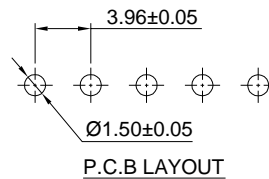
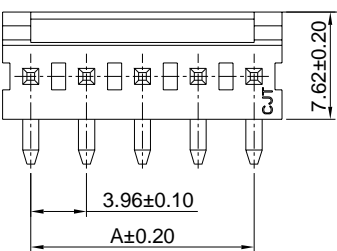
- D3961WR-XP-2 - *
1 2
1. Part No.
2. Type:
(Blank): TYPE 1
H: TYPE 2



Ordering Information & Dimensions:

PART NO.	Dimensions	
	A	B
D3961WR-2P-2	3.96	7.92
D3961WR-3P-2	7.92	11.88
D3961WR-4P-2	11.88	15.84
D3961WR-5P-2	15.84	19.80
D3961WR-6P-2	19.80	23.76
D3961WR-7P-2	23.76	27.72
D3961WR-8P-2	27.72	31.68
D3961WR-9P-2	31.68	35.64
D3961WR-10P-2	35.64	39.60
D3961WR-11P-2	39.60	43.56
D3961WR-12P-2	43.56	47.52
D3961WR-13P-2	47.52	51.48
D3961WR-14P-2	51.48	55.44
D3961WR-15P-2	55.44	59.40
D3961WR-16P-2	59.40	63.36
D3961WR-17P-2	63.36	67.32
D3961WR-18P-2	67.32	71.28
D3961WR-19P-2	71.28	75.24
D3961WR-20P-2	75.24	79.20
D3961WR-21P-2	79.20	83.16
D3961WR-22P-2	83.16	87.12
D3961WR-23P-2	87.12	91.08
D3961WR-24P-2	91.08	95.04

Unit: mm



A3961 SERIES

3.96mm pitch IDC wire to board connector

D3961WRA

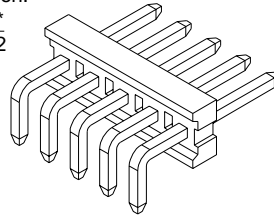
3.96mm pitch 90° Wafer

Reference Informations:

- *Material: Pin: Brass/Tin over Nickel
Insulator: Nylon 66, UL94V-0
- *Mates with D3961 series Housing
- *Color: Natual

Ordering Information:

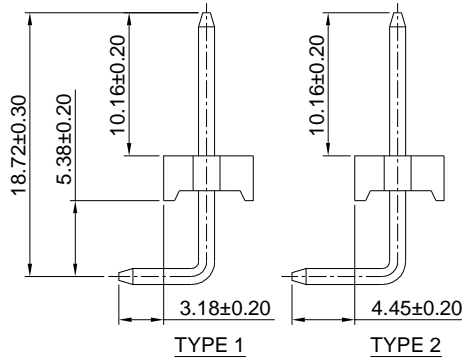
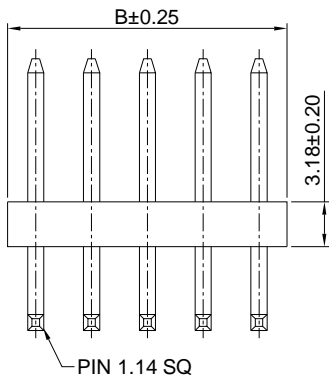
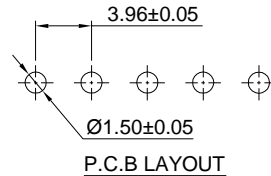
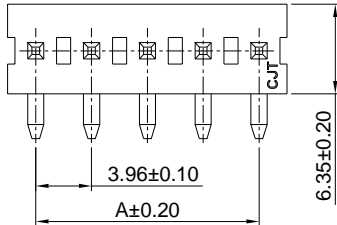
- D3961WRA-XP - *
1 2
1. Part No.
2. Type:
(Blank): TYPE 1
H: TYPE 2



Ordering Information & Dimensions:

PART NO.	Dimensions	
	A	B
D3961WRA-2P	3.96	7.92
D3961WRA-3P	7.92	11.88
D3961WRA-4P	11.88	15.84
D3961WRA-5P	15.84	19.80
D3961WRA-6P	19.80	23.76
D3961WRA-7P	23.76	27.72
D3961WRA-8P	27.72	31.68
D3961WRA-9P	31.68	35.64
D3961WRA-10P	35.64	39.60
D3961WRA-11P	39.60	43.56
D3961WRA-12P	43.56	47.52
D3961WRA-13P	47.52	51.48
D3961WRA-14P	51.48	55.44
D3961WRA-15P	55.44	59.40
D3961WRA-16P	59.40	63.36
D3961WRA-17P	63.36	67.32
D3961WRA-18P	67.32	71.28
D3961WRA-19P	71.28	75.24
D3961WRA-20P	75.24	79.20
D3961WRA-21P	79.20	83.16
D3961WRA-22P	83.16	87.12
D3961WRA-23P	87.12	91.08
D3961WRA-24P	91.08	95.04

Unit: mm



D3961WRA-A

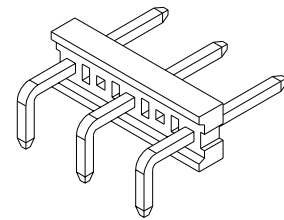
3.96mm pitch 90° Wafer

Reference Informations:

- *Material: Pin: Brass/Tin over Nickel
Insulator: Nylon 66, UL94V-0
- *Mates with D3961 series Housing
- *Color: Natual

Ordering Information:

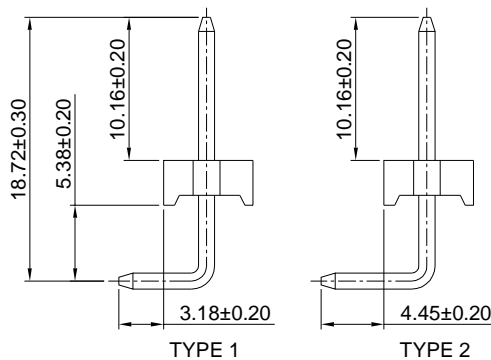
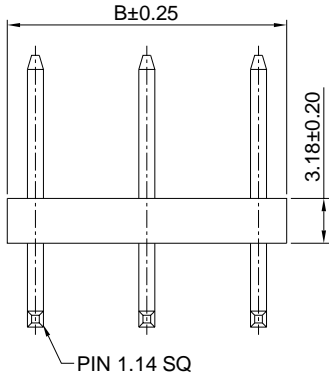
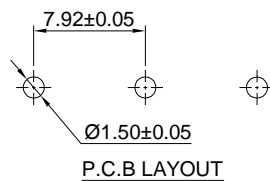
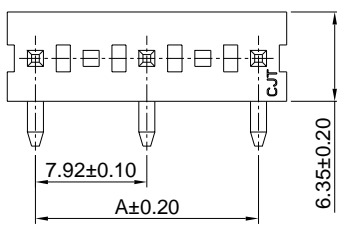
- D3961WRA-XP-A - *
1 2
1. Part No.
2. Type:
(Blank): TYPE 1
H: TYPE 2



Ordering Information & Dimensions:

PART NO.	Dimensions	
	A	B
D3961WRA-3P-A	7.92	11.88
D3961WRA-5P-A	15.84	19.80
D3961WRA-7P-A	23.76	27.72
D3961WRA-9P-A	31.68	35.64
D3961WRA-11P-A	39.60	43.56
D3961WRA-13P-A	47.52	51.48
D3961WRA-15P-A	55.44	59.40
D3961WRA-17P-A	63.36	67.32
D3961WRA-19P-A	71.28	75.24
D3961WRA-21P-A	79.20	83.16
D3961WRA-23P-A	87.12	91.08

Unit: mm



A3961 SERIES

3.96mm pitch IDC wire to board connector

D3961WR-A

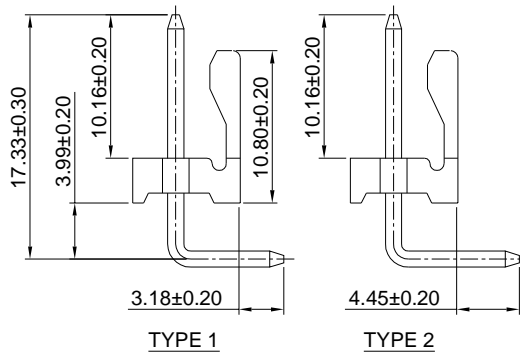
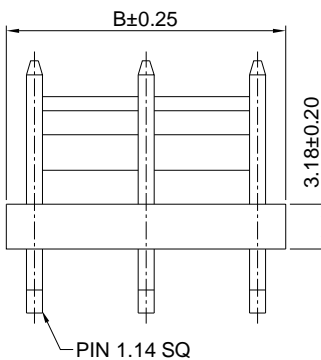
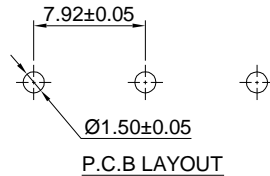
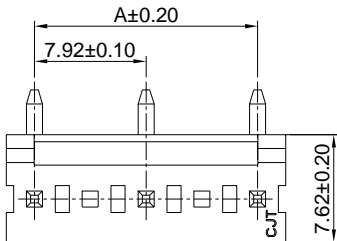
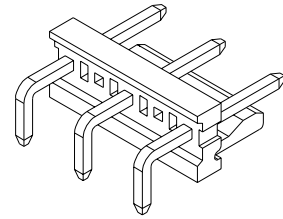
3.96mm pitch 90° Wafer

Reference Informations:

- *Material: Pin: Brass/Tin over Nickel
Insulator: Nylon 66, UL94V-0
- *Mates with D3961 series Housing
- *Color: Natural

Ordering Information:

- D3961WR-XP-A - *
1 2
1. Part No.
 2. Type:
(Blank): TYPE 1
H: TYPE 2



Ordering Information & Dimensions:

PART NO.	Dimensions	
	A	B
D3961WR-3P-A	7.92	11.88
D3961WR-5P-A	15.84	19.80
D3961WR-7P-A	23.76	27.72
D3961WR-9P-A	31.68	35.64
D3961WR-11P-A	39.60	43.56
D3961WR-13P-A	47.52	51.48
D3961WR-15P-A	55.44	59.40
D3961WR-17P-A	63.36	67.32
D3961WR-19P-A	71.28	75.24
D3961WR-21P-A	79.20	83.16
D3961WR-23P-A	87.12	91.08

Unit: mm

D3961WR-2-A

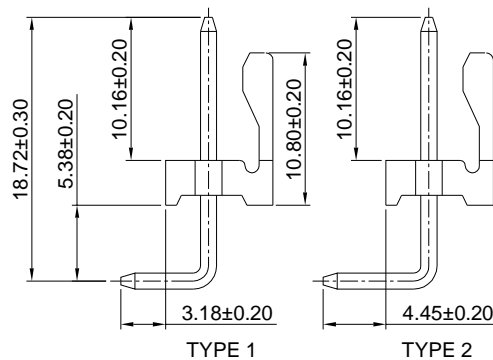
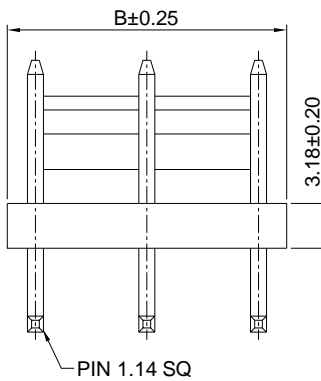
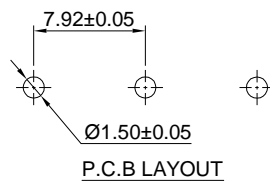
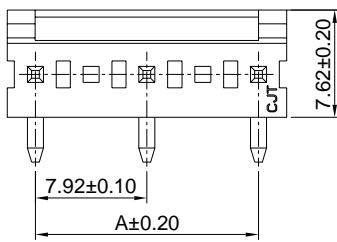
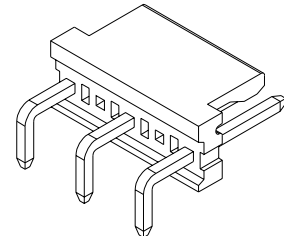
3.96mm pitch 90° Wafer

Reference Informations:

- *Material: Pin: Brass/Tin over Nickel
Insulator: Nylon 66, UL94V-0
- *Mates with D3961 series Housing
- *Color: Natural

Ordering Information:

- D3961WR-XP-2-A - *
1 2
1. Part No.
 2. Type:
(Blank): TYPE 1
H: TYPE 2



Ordering Information & Dimensions:

PART NO.	Dimensions	
	A	B
D3961WR-3P-2-A	7.92	11.88
D3961WR-5P-2-A	15.84	19.80
D3961WR-7P-2-A	23.76	27.72
D3961WR-9P-2-A	31.68	35.64
D3961WR-11P-2-A	39.60	43.56
D3961WR-13P-2-A	47.52	51.48
D3961WR-15P-2-A	55.44	59.40
D3961WR-17P-2-A	63.36	67.32
D3961WR-19P-2-A	71.28	75.24
D3961WR-21P-2-A	79.20	83.16
D3961WR-23P-2-A	87.12	91.08

Unit: mm